

# INGLÉS LECTURA

---

## VOLUMEN 1


A Progressive Phonics Book  
Miz Katz N. Ratz

# INDEX

	Pg.
Alphabetti book 1-1 .....	5
Alphabetti book 1-2 .....	16
Alphabetti book 1-3 .....	27
Alphabetti book 1-4 .....	39
Alphabetti book 1-5 .....	48
Alphabetti book 1-6 .....	56
Alphabetti book 1-7 .....	66
Alphabetti book 1-8 .....	75
Alphabetti book 1-9 .....	84
Alphabetti book 1-10 .....	97
Alphabetti book 2-1 .....	108
Alphabetti book 2-2 .....	119
Alphabetti book 2-3 .....	129
Alphabetti book 2-4 .....	138
Alphabetti book 2-5 .....	149
Alphabetti book 2-6 .....	160
Alphabetti book 2-7 .....	169
Alphabetti book 2-8 .....	181
Alphabetti book 2-9 .....	192
Alphabetti book 2-10 .....	206

# Alphabetti™ Book 1-1

# dod the dog



Written and illustrated by

## Miz Katz N. Ratz

### A Progressive Phonics™ book


Copyright (c) 2008 by Miz Katz N. Ratz, patent pending

### Alphabetti box:

d o g


(letters learned in this book)

## Quick Start Guide



Read the book WITH your child. You read the “regular” text, and he/she reads the big, red words, sort of like reading the different parts in a play.

Help your child sound out the words as needed.




Read the book many times. This helps develop the eye muscles and left-to-right reading patterns that are necessary for reading.

Don't rush it. Body builders don't train in a day, neither does a child.

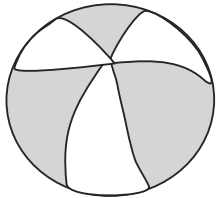



Use the handwriting worksheets – when children write what they learn, they learn it better.




Don't worry about upper-case letters or capitalizing proper nouns. Uppercase letters are taught in a later book.




This is the letter "o." The letter "o" looks like a ball.



The letter "o" says "-o-" as in ox, octopus and ostrich.






Let's make the letter "o" with our hands:



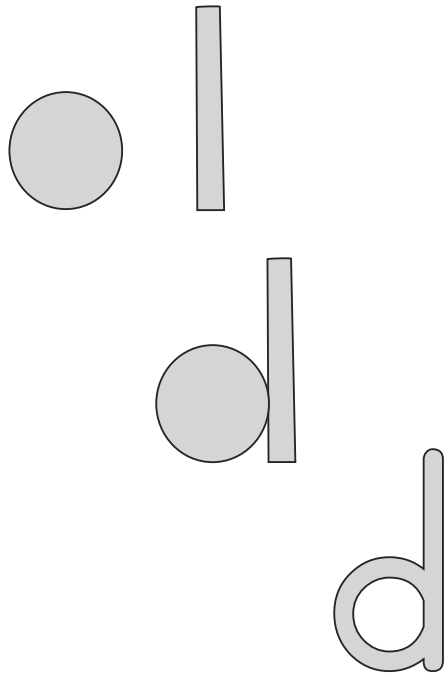
And what does the letter "o" say? The "o" says, "-o-" like in "hot dog." (Have the child make the letter "o" sound several times.)

This is the letter "d." The letter "d" says "duh" as in dog, daisy and duck.

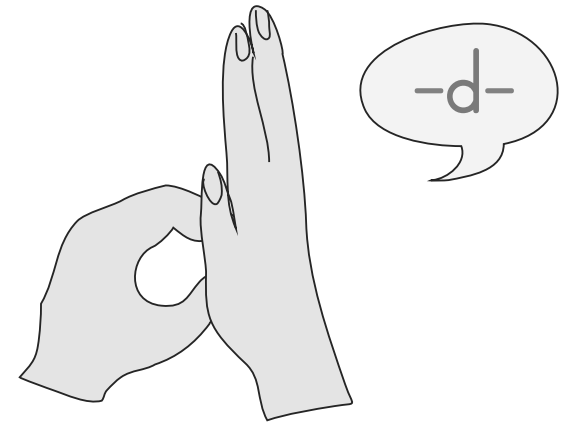
d



The letter "d" is made of a ball and a stick.



Let's use our hands to make the letter "d."



This hand is the ball.




And this hand is the stick.

And what does the letter "d" say? The "d" says "duh."

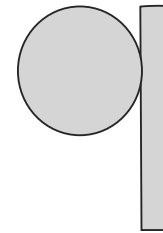
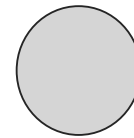
Have the child make the letter "d" sound several times.

This is the letter "g" – the letter "g" says "guh" as in goat, girl and gorilla.

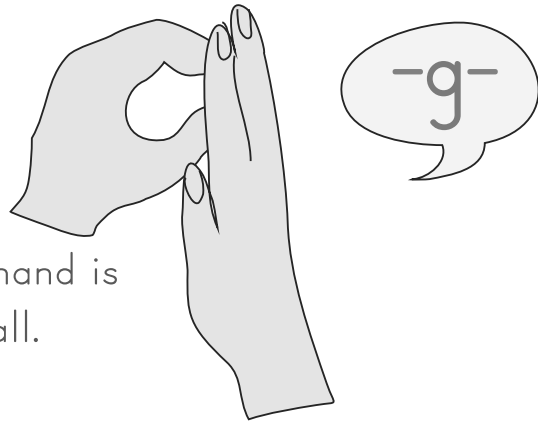
g



The letter "g" is also made of a ball and a stick, but this time, the ball is at the top of the stick.



Let's use our hands to make the letter "g" —



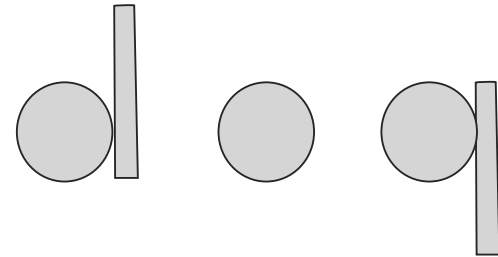
This hand is the ball.

And this hand is the stick.

And what does the letter "g" say? The "g" says "guh."  
(Have the child make the letter "g" sound several times.)

Let's see what we can do with these letters — let's sound out the letters, and see what this says:


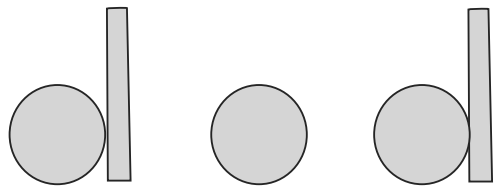
d o g



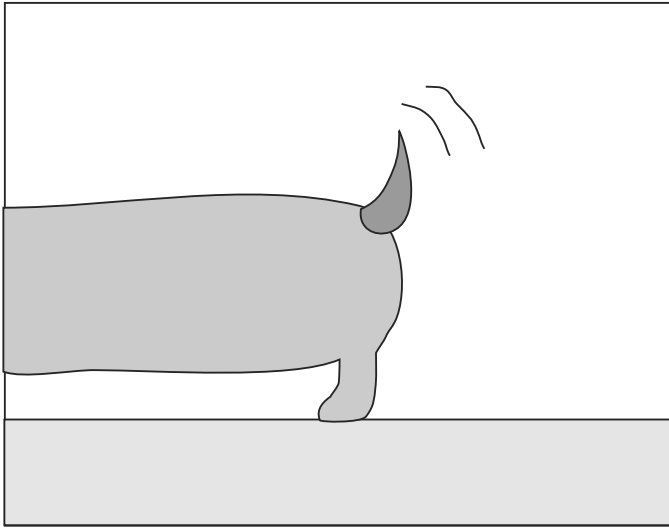


Here is another word we can  
make with these letters:


d o d



dod is a dog –  
a very long dog.



dod is such a  
long dog that he  
cannot fit on just  
one page.



Every morning, dod  
the dog goes for  
a walk around the  
block.